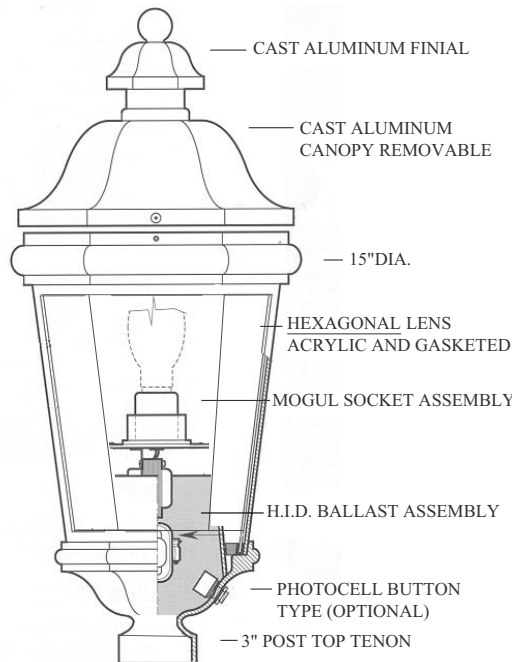


# LUMINAIRE

SEQUOIA LIGHTING SYSTEMS

# LANTERN

DESIGN  
PT320



## SPECIFICATIONS

**Luminaire Name:** Union City  
**Description:** Acorn style luminaire consisting of a decorative luminaire base / integral ballast assembly and decorative globe.

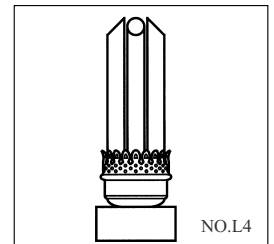
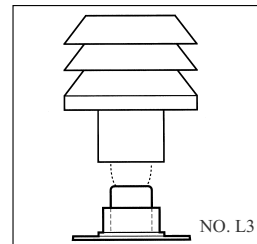
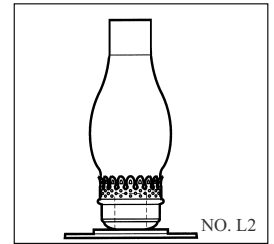
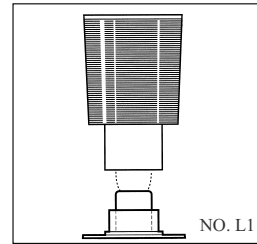
**Material:** Aluminum AA319.OF  
**Lens/Panels:** Acrylic / Polycarbonate UV stabilized / Glass  
**Wattage/Lamping:**

- Mercury Vapor (100, 175 or 250 watt)
- High Pressure Sodium (70, 100, 150, 200 or 250 watt)
- Metal Halide (100, 175, 250 watt)
- QL Induction (55, 85 watt)
- Incandescent

**Distribution:** Symmetric or Asymmetric  
**Voltage:** 120, 208, 240, 277 or 480 volt  
**Options:** House side shield / Photo control / Finial / Activated

Charcoal Filter / Fusing

**Dimensions:** All dimensions are nominal  
**Photometry:** Available upon request on I.E.S. formatted disk  
**Warranty:** Fixture shall be warranted to be free of defects for two years. Ballast components shall carry the ballast manufacturer's limited warranty



## OPTIONAL INTERNAL REFRACTORS

## FINISH

**Three Stage:**

- Cleaned and Etched
- Primered
- Powder coated or wet painted

**Colors:** Black, bronze, green, gray, swedish iron  
 \* Custom colors available

## APPLICATIONS

- Roadways
- Parking Lots
- Perimeter Ltg.
- Transportation Terminals
- Office Complexes
- School Campus
- Shopping Malls
- Hotels/Motels
- Industrial Sites
- Commercial Developments
- Waterfront Areas
- Parks/Recreational Areas
- Architectural Landscape Ltg.

# SEQUOIA LIGHTING

CORPORATION

MANUFACTURERS OF QUALITY LIGHTING PRODUCTS

13644 George Blvd, Suite 1, Victorville, CA, 92394 (760) 246-5213 FAX (760) 246-5294 www.sequoialighting.com

# LUMINAIRE

SEQUOIA LIGHTING SYSTEMS

# POST TOP

## ORDERING NUMBER LOGIC

Example: PT300 -M1 -6 -0 -0 -0 -5 -GC -BL -O -C -O -5 -O -1 -O

(A) (B) (C) (D) (E) (F) (G) (H) (I) (J) (K) (L) (M) (N) (O) (P)

(A) DESIGN I.D. Top Right Corner of Cutsheet

(B) BALLAST TYPE

High Pressure Sodium

- 20 = 120V High Power Factor (150W and below)
- 21 = 120V Regulated High Power Factor
- 22 = 120V Normal Power Factor
- 23 = 240V High Power Factor
- 24 = 240V Regulated Power Factor
- 25 = 240V Lag Norma Power Factor
- 26 = 208V Regulated Power Factor
- 27 = 277V Regulated Power Factor
- 28 = 480V Regulated Power Factor

**M1** = Multi-volt Regulated High Power Factor  
Wired 120V

H6 = 6.6 AMP

Metal Halide

- 30 = 120V CWA High Power Factor
- 31 = 240V CWA High Power Factor
- 32 = 208V High Power Factor
- 33 = 277V CWA High Power Factor
- 34 = Multi-volt CWA High Power Factor  
Wired For 120V

**M6** = 6.6 AMP

Mercury Vapor

- 02 = 120/240 Regulated High Power Factor  
Wire For 120V
- 03 = 240/480 Regulated High Power Factor  
Wire For 240V
- 04 = 208V Regulated High Power Factor
- 05 = 277V Regulated High Power Factor
- 06 = 120V Lag Auto Normal Power Factor
- 07 = Multi-volt Regulated High Power Factor  
Wired For 120V
- V6 = 6.6 AMP

**QL Induction** (Please Specify Kelvin Rating)

- Q1 = 120V
- Q2 = 240V
- Q6 = 6.6 AMP

Incandescent

IN = Specify Wattage

(C) LAMP WATT AGE

- 1 = 35 Watts
- 2 = 50 Watts
- 3 = 55 Watts
- 4 = 70 Watts
- 5 = 85 Watts
- 6 = 100 Watts
- 7 = 150 Watts

8 = 165 Watts

9 = 175 Watts

10 = 200 Watts

11 = 250 Watts

12 = 310 Watts

13 = 400 Watts

00 = 1000 Watts

15 = 1500 Watts

(D) PHOT OCONTROL

0 = Without Photo Control

1 = With Photo Control

(E) INTERNAL REFRACT OR

0 = None

1 = L1 (Glass)

2 = L2 (Chimmy / Lantern only)

3 = L3 (Louver)

4 = L4 (Lamp style / Lantern only)

(F) GLOBE/LENS TYPE PRISMA TIC

0 = Non Prismatic

1 = Prismatic

(G) INTERNAL GLOBE REFLECT OR

0 = None

1 = Yes

(H) IES LIGHT DISTRIBUTION

2 = Type II

3 = Type III

5 = Type V

(I) GLOBE/LENS

**GC** = Glass Clear

**GW** = Glass White

**PC** = Polycarbonate Clear (Translucent)

**PW** = Polycarbonate White

**AC** = Acrylic Clear

**AW** = Acrylic White

**SM** = Smoked

(J) PAINT

**NO** = None

**BL** = Black

**BR** = Bronze

**VR** = Verde

**GR** = Green

**GY** = Gray

**WH** = White

**RD** = Red

**BU** = Blue

**CC** = Custom Per Specification)

(K) LIGHTNING ARREST OR OPTION

0 = None

A = (1) 120V Arrestors

B = (1) 240V Arrestors

C = (2) 120V Arrestors

D = (2) 240V Arrestors

(L) LAMP OPTION

0 = No Lamp Included

C = Clear Lamp Included

R = Rapid Start Lamp Included

F = Coated Lamp Included

M = Master Color Lamp Included

P = Protected Metal Halide

Lamp Included

W = White Son HPS Lamp Included

Q = QL Induction Lamp Included

(M) FUSE OPTION

0 = No Fusing

1 = (1) 5 Amp Fuse

2 = (2) 5 Amp Fuse

3 = (1) 10 Amp Fuse

4 = (2) 10 Amp Fuse

5 = (1) 15 Amp Fuse

6 = (2) 15 Amp Fuse

7 = (1) 20 Amp Fuse

8 = (2) 20 Amp Fuse

(N) GLOBE HOLDER

0 = None / (Lantern style only) 1

2 = #20

3 = #30

4 = #40

5 = #SL500 (Aluminum)

6 = #SL500 (Brass)

C = Custom (Per Specification)

(O) ALUMINUM GLOBE ADAPT OR

0 = None

1 = 8" To 6"

2 = 9 3/8" To 8"

3 = 8" To 7"

4 = Insert (Plastic) 4399&4599

(P) HOUSE SIDE SHIELD

0 = None

1 = Yes

OPTIONS

\*When ordering optional decorative globe ring/cage, finial or heat shield please consult factory.

# SEQUOIA LIGHTING

CORPORATION

MANUFACTURERS OF QUALITY LIGHTING PRODUCTS

13644 George Blvd, Suite 1, Victorville, CA, 92394 (760) 246-5213 FAX (760) 246-5294 www.sequoialighting.com

Revision