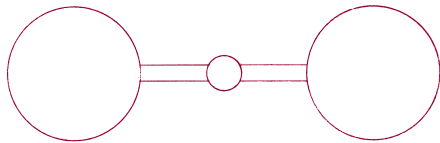
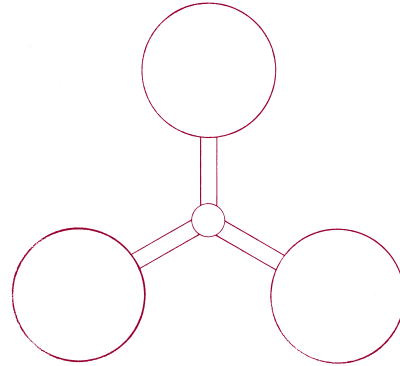


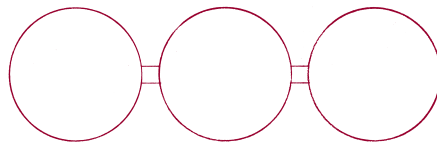
**STANDARD CROSS ARM
CONFIGURATIONS**



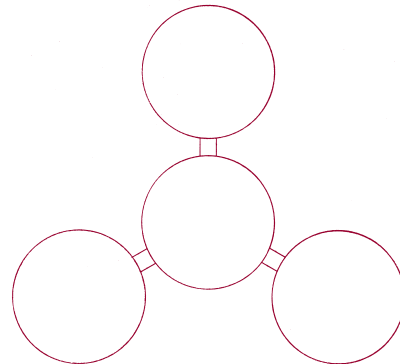
2 WAY CROSS ARM
2 AT 180° APART



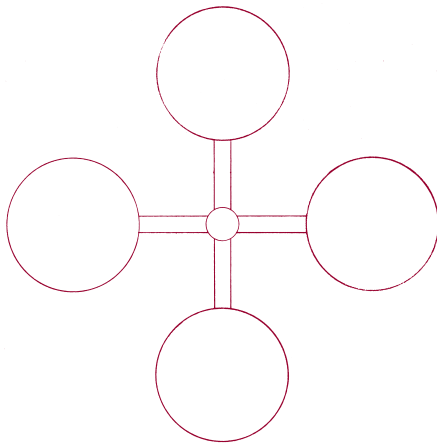
3 WAY CROSS ARM
3 AT 120° APART



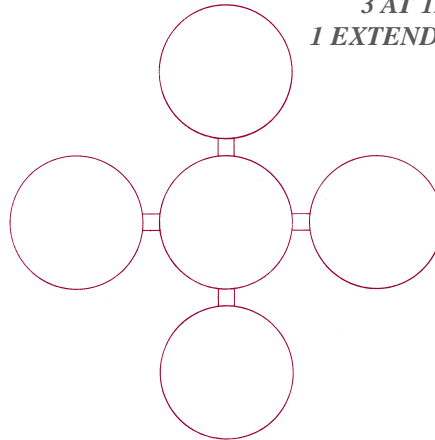
3 WAY CROSS ARM
*2 AT 180° APART
1 EXTENDED IN CENTER*



4 WAY CROSS ARM
*3 AT 120° APART
1 EXTENDED IN CENTER*



4 WAY CROSS ARM
4 AT 90° APART



5 WAY CROSS ARM
*4 AT 90° APART
1 EXTENDED IN CENTER*