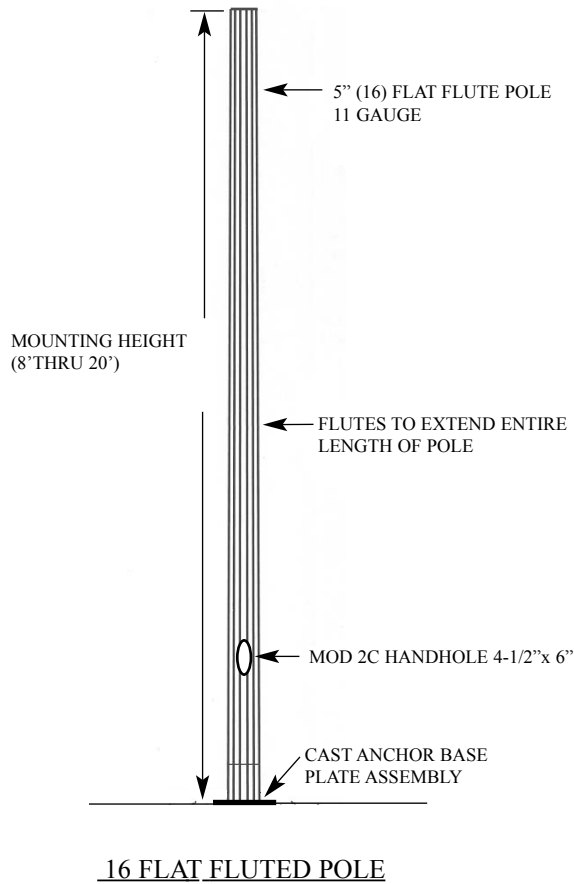


FLAT-FLUTE SERIES



16 FLAT FLUTED POLE

FLUTED SHAFT


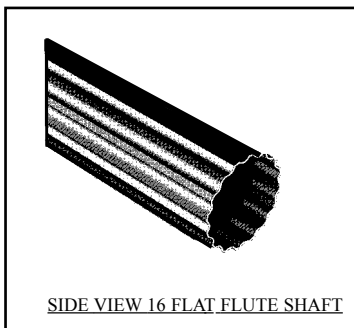
All fluted shafts are uniform equally spaced Doric flutes. The flutes are formed with rollers in full contact with the material from the top of the crest, through the valley of the flute, to the top of the next crest. The termination of the flute is no greater than 1-1/2" radii transition into the round section of the pole.

BASE PLATE / HANDHOLE DATA

Anchor base plate is cast from A356 alloy aluminum and is heat treated to T6 condition. The anchor base casting and shaft are joined by a continuous circumferential weld outside top and inside bottom of the anchor base. Poles are furnished with a 4-1/2"x6" handhole opening and are complete with handhole cover and attaching hardware.

FINISH

Each lighting standard is cleaned, etched and primed prior to the painting process. Standard colors are black, green, bronze or verde patina. All paint is applied by either powder coat or wet spray process. Custom colors and finishes are also available.



DESIGN NUMBER	CATALOG NUMBER	MTG. HT. (FT)	POLE SIZE (DIA. x HT.)	POLE GAUGE
FF-11x5	SL-FF-12-11-(*)	12	5" x12'	11
	SL-FF-13-11-(*)	13	5" x13'	
	SL-FF-14-11-(*)	14	5" x14'	
	SL-FF-15-11-(*)	15	5" x15'	
	SL-FF-16-11-(*)	16	5" x16'	
	SL-FF-17-11-(*)	18	5" x18'	
	SL-FF-18-11-(*)	20	5" x20'	
(*) P - FOR PRIME PAINT; F - FOR FINISHED PAINTED				

*CONSULT FACTORY FOR FLAT-FLUTE STANDARDS MANUFACTURED IN 7 GAUGE ALUMINUM.

*SHAFT SIZES ALSO AVAILABLE IN 4"