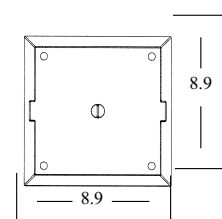
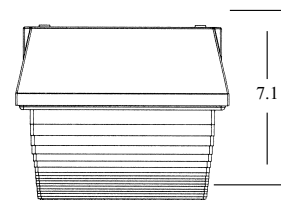



## LUMINAIRE

SEQUOIA LIGHTING SYSTEMS

## AREA

DESIGN  
LA614



### SPECIFICATIONS

**Luminaire Name:** Canopy Mount Luminaire (Small)

**Description:** Ceiling mount luminaire with multi patterned injection molded, UV inhibited clear prismatic polycarbonate diffuser. Heavy gauge housing with silicon gasket eliminates moisture and dust. Threaded 1/2" apertures for securing conduits.

**Material:** Die Cast Aluminum

**Refractor:** Acrylic / Polycarbonate UV stabilized / Glass

**Wattage/Lamping:**

- High Pressure Sodium (35, 50 or 70 watt)
- Metal Halide (50 or watt)

**Distribution:** Symmetric or Asymmetric

**Voltage:** 120, 208, 240, 277 or 480 volt

**Options:** Photo Control / Vandal Shield /

Internal / External Hood / Fusing / Adapter Plate

**Dimensions:** All dimensions are nominal

**Photometry:** Available upon request on I.E.S. formatted disk

**Warranty:** Fixture shall be warranted to be free of defects for two

years. Ballast components shall carry the ballast manufacturer's limited warranty

### FINISH

**Three Stage:**

- Cleaned and Etched
- Primered
- Powder coated or wet painted

**Colors:** Black, bronze, green, gray, white

\* Custom colors available

### APPLICATIONS

- Roadways
- Parking Lots
- Perimeter Ltg.
- Transportation Terminals
- Office Complexes
- School Campus
- Shopping Malls
- Hotels/Motels
- Industrial Sites
- Commercial Developments
- Waterfront Areas
- Parks/Recreational Areas
- Architectural Landscape Ltg.

# SEQUOIA LIGHTING

CORPORATION

MANUFACTURERS OF QUALITY LIGHTING PRODUCTS

13644 George Blvd, Suite 1, Victorville, CA, 92394 (760) 246-5213 FAX (760) 246-5294 www.sequoialighting.com

# LUMINAIRE

SEQUOIA LIGHTING SYSTEMS

# AREA

## ORDERING NUMBER LOGIC

Example: LA600 -M1 -6 -0 -3 -0 -GC -BL -O -O -O -1  
 (A) (B) (C) (D) (E) (F) (G) (H) (I) (J) (K) (L)

(A) DESIGN I.D. Top Right Corner of Cutsheet

(B) BALLAST TYPE

High Pressure Sodium

20 = 120V High Power Factor (150W and below)

21 = 120V Regulated High Power Factor

22 = 120V Normal Power Factor

23 = 240V High Power Factor

24 = 240V Regulated Power Factor

25 = 240V Lag Norma Power Factor

26 = 208V Regulated Power Factor

27 = 277V Regulated Power Factor

28 = 480V Regulated Power Factor

**M1** = Multi-volt Regulated High Power Factor

Wired 120V

**H6** = 6.6 AMP

Metal Halide

30 = 120V CWA High Power Factor

31 = 240V CWA High Power Factor

32 = 208V High Power Factor

33 = 277V CWA High Power Factor

34 = Multi-volt CWA High Power Factor

Wired For 120V

**M6** = 6.6 AMP

Mercury Vapor

02 = 120/240 Regulated High Power Factor

Wire For 120V

03 = 240/480 Regulated High Power Factor

Wire For 240V

04 = 208V Regulated High Power Factor

05 = 277V Regulated High Power Factor

06 = 120V Lag Auto Normal Power Factor

07 = Multi-volt Regulated High Power Factor

Wired For 120V

**V6** = 6.6 AMP

**QL Induction** (Please Specify Kelvin Rating)

**Q1** = 120V

**Q2** = 240V

**Q6** = 6.6 AMP

Incandescent

**IN** = Specify Wattage

(C) LAMP WATT AGE

1 = 35 Watts

2 = 50 Watts

3 = 55 Watts

4 = 70 Watts

5 = 85 Watts

6 = 100 Watts

7 = 150 Watts

8 = 165 Watts

9 = 175 Watts

10 = 200 Watts

11 = 250 Watts

12 = 310 Watts

13 = 400 Watts

00 = 1000 Watts

15 = 1500 Watts

(D) PHOT OCONTROL

0 = Without Photo Control

1 = With Photo Control

(E) IES LIGHT DISTRIBUTION

2 = Type II

3 = Type III

5 = Type V

(F) REFRACT OR TYPE (Cobraheads)

O = None

S = Semi Cutoff

M = Medium Cutoff

N = Non Cutoff

(G) REFRACT OR MA TERIAL

**GC** = Glass Clear

**GW** = Glass White

**PC** = Polycarbonate Clear

**PW** = Polycarbonate White (Translucent)

**AC** = Acrylic Clear

**AW** = Acrylic White

**SM** = Smoked

(H) PAINT

**00** = None

**BL** = Black

**BR** = Bronze

**VR** = Verde

**GR** = Green

**GY** = Gray

**WT** = White

**RD** = Red

**BU** = Blue

**CC** = Custom (Per Specification)

(I) LIGHTNING ARREST OR OPTION

0 = None

A = (1) 120V Arrestors

B = (1) 240V Arrestors

C = (2) 120V Arrestors

D = (2) 240V Arrestors

(J) LAMP OPTION

0 = No Lamp Included

C = Clear Lamp Included

R = Rapid Start Lamp Included

F = Coated Lamp Included

M = Master Color Lamp Included

P = Protected Metal Halide

Lamp Included

W = White Son Hps Lamp Included

Q = QL Induction Lamp Included

(K) FUSE OPTION

0 = No Fusing

1 = (1) 5 Amp Fuse

2 = (2) 5 Amp Fuse

3 = (1) 10 Amp Fuse

4 = (2) 10 Amp Fuse

5 = (1) 15 Amp Fuse

6 = (2) 15 Amp Fuse

7 = (1) 20 Amp Fuse

8 = (2) 20 Amp Fuse

(L) REFRACT OR OPTIONS

0 = None

G = Glare Shield

W = Wire Guard

### OPTIONS

When ordering optional mounting hardware please consult factory for correct catalog number

# SEQUOIA LIGHTING

CORPORATION

MANUFACTURERS OF QUALITY LIGHTING PRODUCTS

13644 George Blvd, Suite 1, Victorville, CA, 92394 (760) 246-5213 FAX (760) 246-5294 www.sequoialighting.com

Revision