

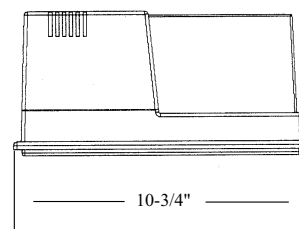



LUMINAIRE

SEQUOIA LIGHTING SYSTEMS

AREA

DESIGN
LA612



SPECIFICATIONS

Luminaire Name: Saf-Lux

Description: Safe-Lux luminaire is manufactured with a heavy duty die cast aluminum back plate with polycarbonate front diffuser, moisture and dust proof, anodized aluminum reflector, threaded apertures for conduit and photo cell.

Material: Die Cast Aluminum / Polycarbonate diffuser

Refractor: Polycarbonate UV stabilized

Wattage/Lamping:

- High Pressure Sodium (35, 50, or 70 watt)
- Metal Halide (35, 50, 70 or 100 watt)
- Low Pressure Sodium (85 watt)

Distribution: Symmetric or Asymmetric

Voltage: 120, 208, 240, 277 or 480 volt

Options: Photo Control / Vandal Shield

Dimensions: All dimensions are nominal

Photometry: Available upon request on I.E.S. formatted disk

Warranty: Fixture shall be warranted to be free of defects for

two years. Ballast components shall carry the ballast manufacturer's limited warranty

FINISH

Colors: Black, bronze, green, gray, white

* Custom colors available

APPLICATIONS

- Roadways
- Parking Lots
- Perimeter Ltg.
- Transportation Terminals
- Office Complexes
- School Campus
- Shopping Malls
- Hotels/Motels
- Industrial Sites
- Commercial Developments
- Waterfront Areas
- Parks/Recreational Areas
- Architectural Landscape Ltg.

SEQUOIA LIGHTING

CORPORATION

MANUFACTURERS OF QUALITY LIGHTING PRODUCTS

13644 George Blvd, Suite 1, Victorville, CA, 92394 (760) 246-5213 FAX (760) 246-5294 www.sequoialighting.com

LUMINAIRE

SEQUOIA LIGHTING SYSTEMS

AREA

ORDERING NUMBER LOGIC

Example: LA600 -M1 -6 -0 -3 -0 -GC -BL -O -O -O -1
 (A) (B) (C) (D) (E) (F) (G) (H) (I) (J) (K) (L)

(A) DESIGN I.D. Top Right Corner of Cutsheet

(B) BALLAST TYPE

High Pressure Sodium

20 = 120V High Power Factor (150W and below)

21 = 120V Regulated High Power Factor

22 = 120V Normal Power Factor

23 = 240V High Power Factor

24 = 240V Regulated Power Factor

25 = 240V Lag Norma Power Factor

26 = 208V Regulated Power Factor

27 = 277V Regulated Power Factor

28 = 480V Regulated Power Factor

M1 = Multi-volt Regulated High Power Factor

Wired 120V

H6 = 6.6 AMP

Metal Halide

30 = 120V CWA High Power Factor

31 = 240V CWA High Power Factor

32 = 208V High Power Factor

33 = 277V CWA High Power Factor

34 = Multi-volt CWA High Power Factor

Wired For 120V

M6 = 6.6 AMP

Mercury Vapor

02 = 120/240 Regulated High Power Factor

Wire For 120V

03 = 240/480 Regulated High Power Factor

Wire For 240V

04 = 208V Regulated High Power Factor

05 = 277V Regulated High Power Factor

06 = 120V Lag Auto Normal Power Factor

07 = Multi-volt Regulated High Power Factor

Wired For 120V

V6 = 6.6 AMP

QL Induction (Please Specify Kelvin Rating)

Q1 = 120V

Q2 = 240V

Q6 = 6.6 AMP

Incandescent

IN = Specify Wattage

(C) LAMP WATT AGE

1 = 35 Watts

2 = 50 Watts

3 = 55 Watts

4 = 70 Watts

5 = 85 Watts

6 = 100 Watts

7 = 150 Watts

8 = 165 Watts

9 = 175 Watts

10 = 200 Watts

11 = 250 Watts

12 = 310 Watts

13 = 400 Watts

00 = 1000 Watts

15 = 1500 Watts

(D) PHOT OCONTROL

0 = Without Photo Control

1 = With Photo Control

(E) IES LIGHT DISTRIBUTION

2 = Type II

3 = Type III

5 = Type V

(F) REFRACT OR TYPE (Cobraheads)

O = None

S = Semi Cutoff

M = Medium Cutoff

N = Non Cutoff

(G) REFRACT OR MA TERIAL

GC = Glass Clear

GW = Glass White

PC = Polycarbonate Clear

PW = Polycarbonate White (Translucent)

AC = Acrylic Clear

AW = Acrylic White

SM = Smoked

(H) PAINT

00 = None

BL = Black

BR = Bronze

VR = Verde

GR = Green

GY = Gray

WT = White

RD = Red

BU = Blue

CC = Custom (Per Specification)

(I) LIGHTNING ARREST OR OPTION

0 = None

A = (1) 120V Arrestors

B = (1) 240V Arrestors

C = (2) 120V Arrestors

D = (2) 240V Arrestors

(J) LAMP OPTION

0 = No Lamp Included

C = Clear Lamp Included

R = Rapid Start Lamp Included

F = Coated Lamp Included

M = Master Color Lamp Included

P = Protected Metal Halide

Lamp Included

W = White Son Hps Lamp Included

Q = QL Induction Lamp Included

(K) FUSE OPTION

0 = No Fusing

1 = (1) 5 Amp Fuse

2 = (2) 5 Amp Fuse

3 = (1) 10 Amp Fuse

4 = (2) 10 Amp Fuse

5 = (1) 15 Amp Fuse

6 = (2) 15 Amp Fuse

7 = (1) 20 Amp Fuse

8 = (2) 20 Amp Fuse

(L) REFRACT OR OPTIONS

0 = None

G = Glare Shield

W = Wire Guard

OPTIONS

When ordering optional mounting hardware please consult factory for correct catalog number

SEQUOIA LIGHTING

CORPORATION

MANUFACTURERS OF QUALITY LIGHTING PRODUCTS

13644 George Blvd, Suite 1, Victorville, CA, 92394 (760) 246-5213 FAX (760) 246-5294 www.sequoialighting.com

Revision